

Daily Report of the Iraqi Stock Exchange

Tuesday 24/3/2009

Karmal Stock Exchange Company

Al Karmal is an integrated institution brokerage service. Providing to our customers the best help to achieve the highest gains, with less exposure to the risks.

AL Karmal offers its customers this daily report to give them the knowledge they need from the Iraqi Stock Exchange. This report is prepared by the research department of Karmal Stock Exchange Company. We use sources available and accessible to all. We do not offer our customers this report incentive for buying, selling or making any investment or decisions. We believe this report is fair and accurate. Al Karmal Company is not responsible for any losses incurred resulting from this daily report.

For any comments and suggestions please contact us at:

E-MAIL: INFO@ISX-KARMAL.COM

CEO

WASSIM Y. JZRAWY (MSc.) Acc.

CEO KARMAL STOCK EXCHANGE

ISX BOARD OF GOVERNORS MEMBER

CELL (ZAIN IQ): + (964) 790-1395074

WEB SIT: WWW.ISX-KARMAL.COM

E-MAIL: WASSIM@ISX-KARMAL.COM

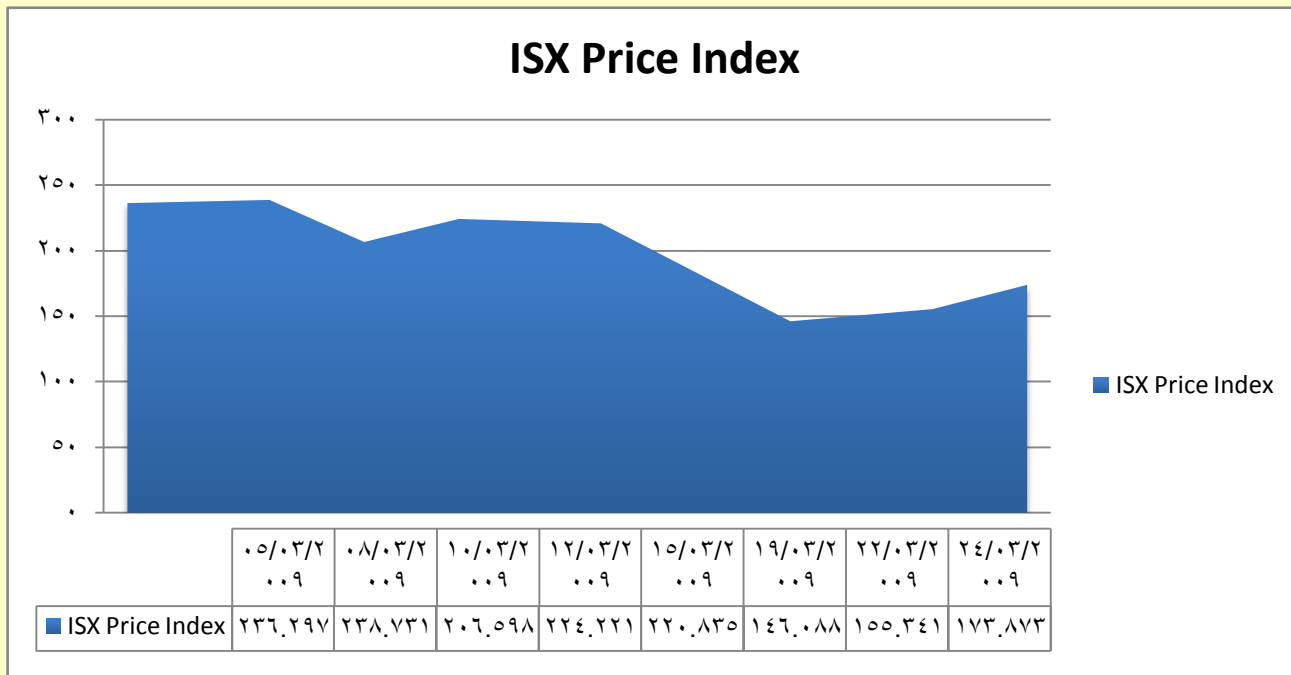
AUTHORIZED BY NIHAL ESMail

EMAIL: RESEARCH@ISX-KARMAL.COM

ISX Price Index higher by (+ 11.929)

During the session on Tuesday 24/3/2009, trading session eleventh for the month of March. ISX price index increase today to close at **(173.873)** points. The trading today consisted of 48 securities (15 of the stocks traded appreciated in value, while 9 declined and 24 remained constant).

7 companies were out of trading today due to their General Assembly meetings, where they decided to increase their Capital issuance.



<i>Companies</i>	circulation	Gainers	Losers	remained constant	General Authority
<i>Numbers</i>	48	15	9	24	7

Gainers Companies:

The Top Gainers Dar Al-Salam for Insurance by 15.385% to higher its price to 2.250 dinar followed by National for Tourist Investment by 12.141% to higher its price to 25.400 dinar.

Companies	Current Price	Closed Price	Change%
Dar Al-Salam for Insurance	2.250	1.950	15.385
National for Tourist Investment	25.400	22.650	12.141
Mousil Bank	1.400	1.250	12.000
Agricultural Products Marketing Meat	6.600	6.000	10.000
Palestine Hotel	23.500	21.450	9.557
National For Food Industries	1.200	1.100	9.091
Ashour Hotel	21.700	20.000	8.500
United Bank	2.200	2.050	7.317
Baghdad Hotel	25.000	23.500	6.383
Kirkuk For Producing	1.750	1.650	6.061
Babylon Hotel	33.350	31.700	5.205
Al-Mosul for Funfairs	10.500	10.000	5.000
Al-Ameen Insurance	1.150	1.100	4.545
Iraqi for Seed Production	1.250	1.200	4.167
AL-Sadeer Hotel	48.400	47.000	2.979

Losers Companies:

The Top Losers were AL- Kindi of Veterinary Vaccines Drugs by -13.158% to lower its price to 1.650 dinar followed by Modern Sewing by -12.000% to lower its price to 1.100 dinar.

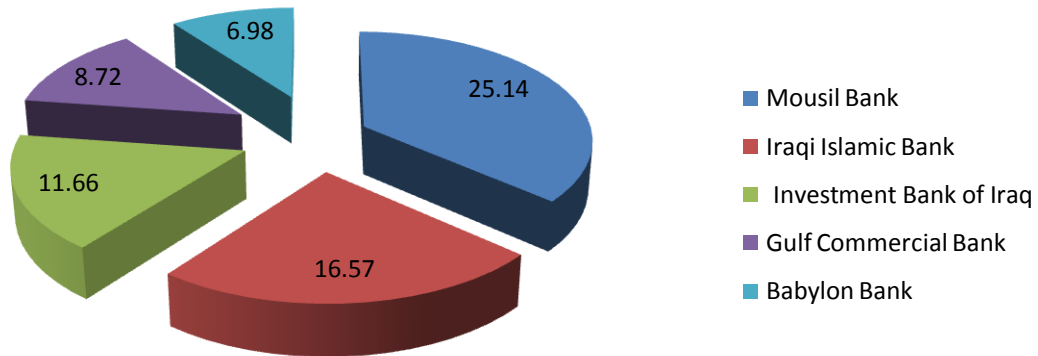
Companies	Current Price	Closed Price	Change%
AL- Kindi of Veterinary Vaccines Drugs	1.650	1.900	-13.158
Modern Sewing	1.100	1.250	-12.000
The Light Industries	2.050	2.250	-8.889
Al-Mansour Pharmaceuticals Industries	1.250	1.350	-7.407
Babylon Bank	1.450	1.500	-3.333
Investment Bank of Iraq	1.500	1.550	-3.226
Gulf Commercial Bank	1.550	1.600	-3.125
Iraqi for General Transportation	4.900	5.000	-2.000
Bank Of Baghdad	2.500	2.550	-1.961

Top five companies by traded shares:

The top five companies traded by shares were Mousil Bank where it's traded by 25.14% to close at 1.400 dinar Followed by Iraqi Islamic Bank by 16.57% to close at 1.050 dinar.

Companies	Traded Shares	Closed Price	Change%
Mousil Bank	361,782,184	1.400	25.14
Iraqi Islamic Bank	238,490,076	1.050	16.57
Investment Bank of Iraq	167,781,513	1.500	11.66
Gulf Commercial Bank	125,423,573	1.600	8.72
Babylon Bank	100,478,096	1.450	6.98

Top five companies by traded shares

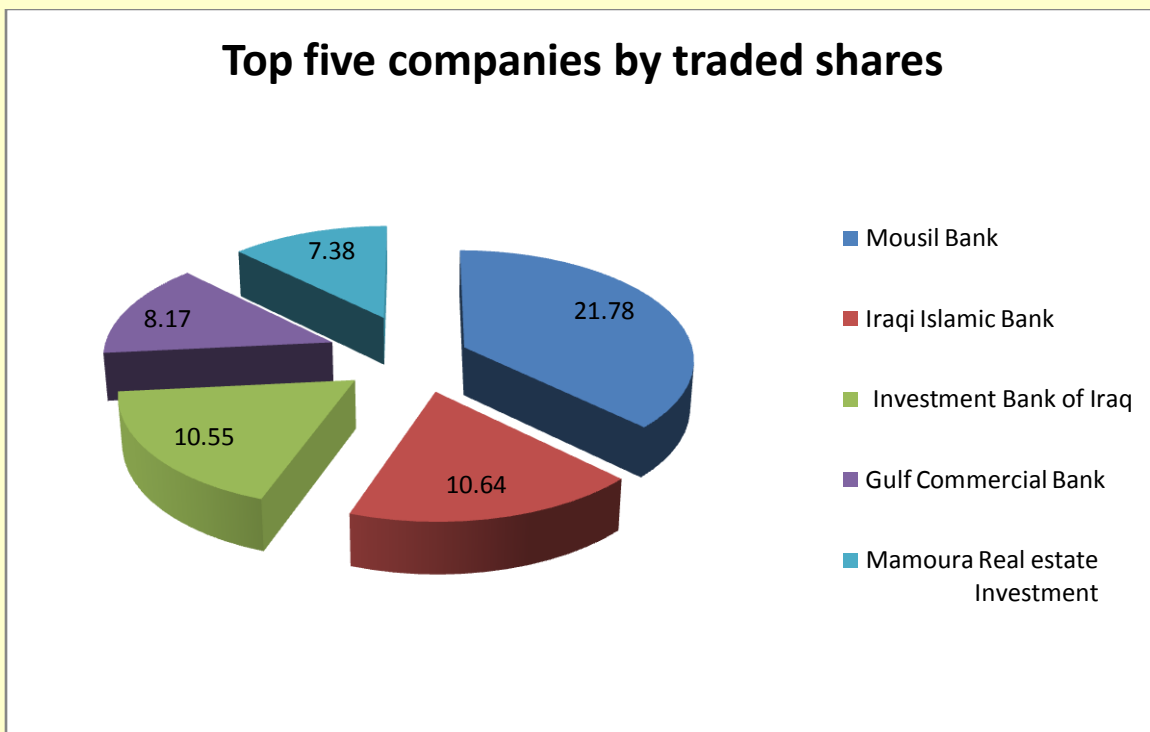


Top five companies by trading volume:

The top five companies trading by volume were Mousil Bank where it's acquired 21.78% to close at 1.400 dinar Followed by Iraqi Islamic Bank by 10.64% to close at 1.050 dinar.

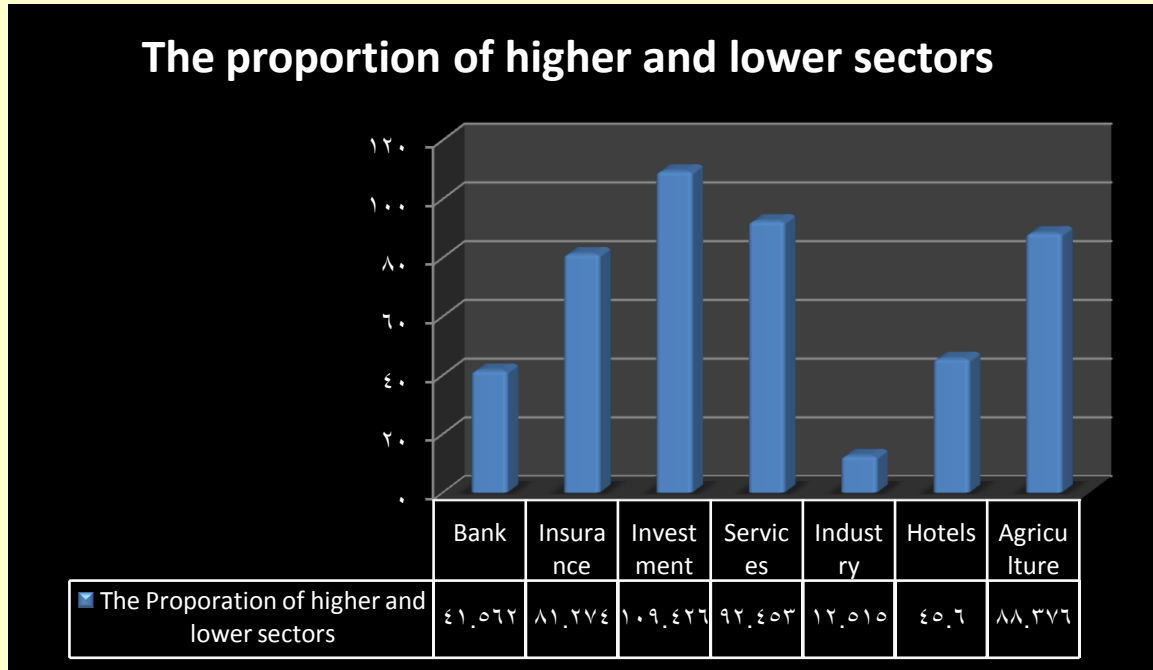
Companies	Traded Shares	Closed Price	Change%
Mousil Bank	502,992,861	1.400	21.78
Iraqi Islamic Bank	250,469,580	1.050	10.64
Investment Bank of Iraq	248,334,770	1.500	10.55
Gulf Commercial Bank	192,167,096	1.600	8.17
Mamoura Real estate Investment	173,587,810	2.200	7.38

Top five companies by traded shares



Market Sectors:

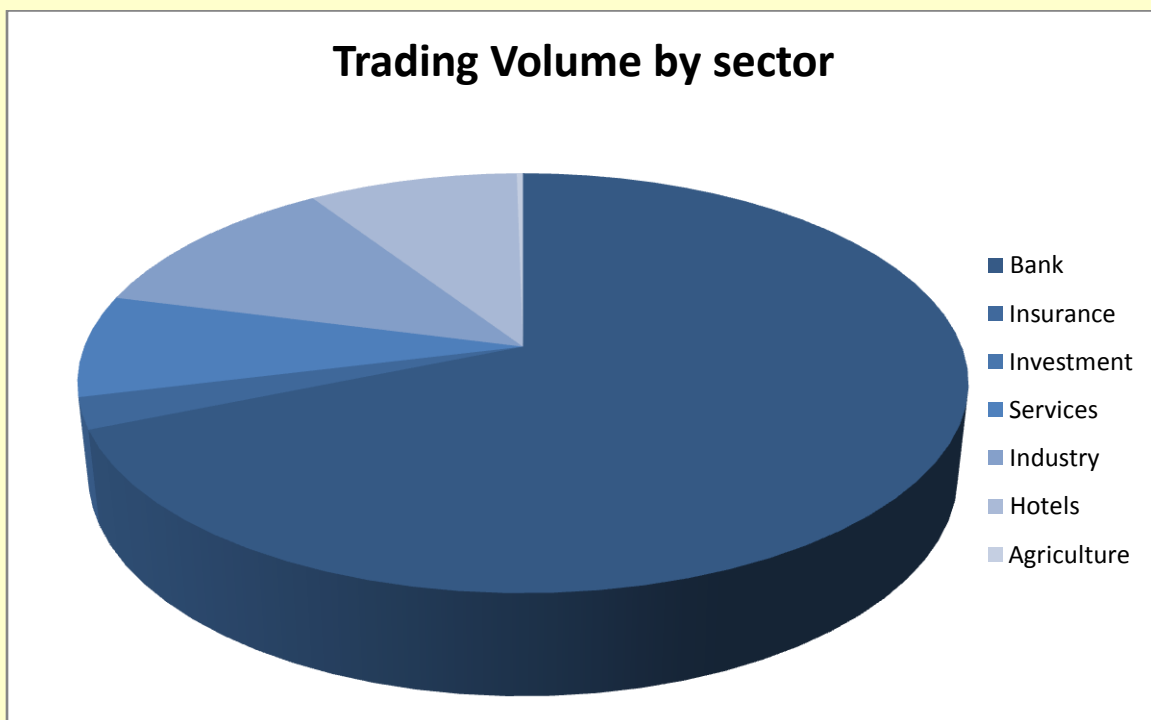
The indicator for the Banking Sector, Insurance Sector, Investment Sector, Services Sector, Industry Sector, Hotels and Agriculture Sectors Traded by (41.562%), (81.274%), (109.426%), (92.453%), (12.515%), (45.600%) and (88.376) respectively.



Trading Volume by sector

The top activity sector today was Bank sector while acquired 68.775% from all traded shares and trading within the sector today was 1,618,303,407 shares.

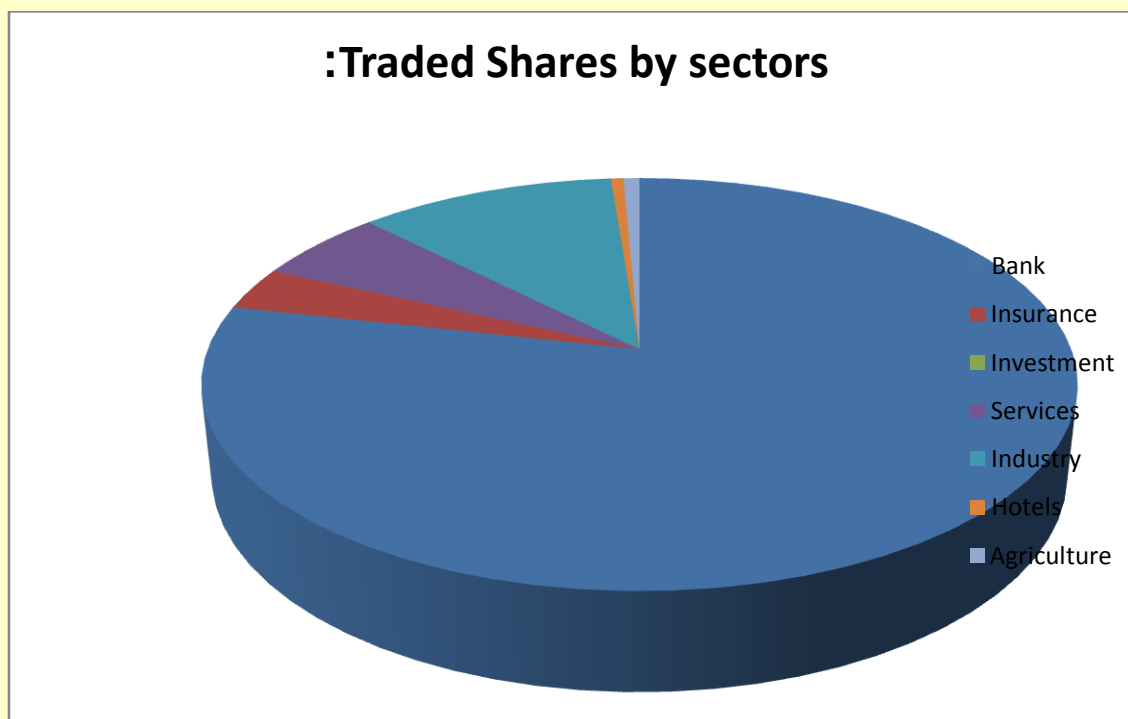
Sectors	Number Of Shares	% from the Total
Bank	1,618,303,407	68.775
Insurance	56,382,173	2.396
Investment	150,000	0.006
Services	184,811,926	7.854
Industry	275,545,083	11.710
Hotels	211,578,967	8.992
Agriculture	6,263,206	0.266
Total	2,353,034,763	100



Traded Shares by sectors:

The top activity sector today was banking sector while acquired 78.483% from all traded shares while trading within the sector today was 1,129,256,345 shares

Sectors	Number Of Shares	% from the Total
Bank	1,129,256,345	78.483
Insurance	48,611,463	3.378
Investment	100,000	0.007
Services	81,956,035	5.696
Industry	161,086,824	11.195
Hotels	7,799,882	0.542
Agriculture	10,049,841	0.698
Total	1,438,860,390	100



Banking sector:

The banking sector has increase at Traded Shares and Trading Volume while the number of traded shares **1129256345** with volume **1618303407** dinars.

Companies	Traded	Volume	Opening	Closing	Average	Previous	Highest	Lowest	Last Bid	Last Offer	No. of Sh.
Bank Of Baghdad	14750680	36811635	2.550	2.450	2.500	2.550	2.550	2.450	2.450	2.500	14
Iraqi Islamic Bank for investment & development	238490076	250469580	1.050	1.050	1.050	1.050	1.100	1.050	1.050	1.100	32
Iraqi Middle East Investment Bank	65025776	161624440	2.500	2.450	2.500	2.500	2.500	2.450	2.450	2.500	23
Investment Bank Of Iraqi	167781513	248334770	1.550	1.500	1.500	1.550	1.550	1.450	1.450	1.500	30
Credit Bank of Iraq	1404000	4633200	3.300	3.300	3.300	3.300	3.300	3.300	3.100	3.300	5
Sumer Commercial Bank	1000000	1000000	1.000	1.000	1.000	1.000	1.000	1.000	0.950	1.000	2
Babylon Bank	100478096	143269334	1.450	1.450	1.450	1.500	1.450	1.400	0.000	0.000	8
Gulf commercial Bank	125423573	192167096	1.550	1.600	1.550	1.600	1.600	1.500	1.550	1.600	21
Mousil Bank for Development & Investment	361782184	502992861	1.350	1.350	1.400	1.250	1.450	1.350	1.350	1.400	36
Union Bank of Iraq	31066000	31066000	1.000	1.000	1.000	1.000	1.000	1.000	0.950	1.000	9
North Bank	4287500	12154375	2.850	2.650	2.850	2.850	2.850	2.650	0.000	2.750	9
Kurdistan International Bank for Investment & Development	17690557	33612058	1.900	1.900	1.900	1.900	1.900	1.900	0.000	1.900	2
United Bank For Investment	76390	168058	2.200	2.200	2.200	2.050	2.200	2.200	1.900	2.150	2

Not Trading Companies:

Company Name	Code	previous Closing price	Previous Avr.Price	Remarks	last Bid Price	Last offer Price
Ashur International Bank	BASH	1.100	1.100	stop trading Manual to start electronic	—	—
Al-Mansour Bank	BMNS	1.300	1.300	stop trading Manual to start electronic	—	—
Commercial Bank of Iraqi	BCOI	1.450	1.450	stop trading Manual to start electronic	—	—
Basrah International Bank	BBII	1.150	1.150	Stop trading from ISC	—	—
Dar es salam Investment Bank	BDSI	6.700	6.700	not trading	5.500	6.650
Economy Bank For Investment	BEFI	5.000	5.000	not trading	—	4.000

Insurance Sector

The Insurance sector has increase at Traded Shares and Trading Volume while the number of traded shares **48611463** with volume **56382174** dinars.

Companies	Traded	Volume	Opening	Closing	Average	Previous	Highest	Lowest	Last Bid	Last Offer	No. of Sh.
Al-Ameen for Insurance	1719692	1977646	1.150	1.150	1.150	1.100	1.150	1.150	0.000	1.100	1
Dar Al-salam Insurance	435446	979754	2.250	2.250	2.250	1.950	2.250	2.250	2.000	0.000	1
Gulf Insurance and Reinsurance	46456325	53424774	1.150	1.150	1.150	1.150	1.150	1.150	0.000	0.000	5

Not Trading Companies:

Company Name	Code	previous Closing price	Previous Avr.Price	Remarks	last Bid Price	Last offer Price
Al-Hamraa for Insurance	NHAM	1.100	1.100	not trading	1.000	—
AHliya For Insurance	NAHF	1.150	1.150	not trading	1.100	—

Investment Sector

The Investment sector has stable at Traded Shares and Trading Volume while the number of traded shares **100000** with volume **150000** dinars.

Companies	Traded	Volume	Opening	Closing	Average	Previous	Highest	Lowest	Last Bid	Last Offer	No. of Sh.
AL-Wiaam Financial Investment	100000	150000	1.500	1.500	1.500	1.500	1.500	1.500	0.000	1.500	1

Not Trading Companies:

Company Name	Code	previous Closing price	Previous Avr.Price	Remarks	last Bid Price	Last offer Price
AL- Batek Investment	VBAT	2.000	2.000	not trading	—	—
Mesopotamia Investment	VMES	0.950	0.950	not trading	—	—
Al-Ameen for Financial Investment	VAMF	1.100	1.100	not trading	—	1.100
Al-AYaam for Financial Investment	VAYF	1.000	1.000	not trading	—	—
Al-Qum'a for Financial Investment	VQUF	1.450	1.450	not trading	—	1.400
Al-Khaima for Financial Investment	VKHA	1.000	1.000	not trading	—	—
Al-Zawraa for Financial Investment	VZAF	1.000	1.000	not trading	—	1.000
Al-Khair for Financial Investment	VKHF	0.500	0.500	not trading	0.450	—

Industry Sector:

The Industry sector has declines at Traded Shares and Trading Volume while the numbers of traded shares **161086824** share with volume **275545084**.

Companies	Traded	Volume	Opening	Closing	Average	Previous	Highest	Lowest	Last Bid	Last Offer	No. of Sh.
Nineveh Food Industries	2830000	3888000	1.350	1.400	1.350	1.350	1.400	1.350	0.000	1.500	4
Al-Mansour Pharmaceuticals Industries	2810000	3563000	1.300	1.300	1.250	1.350	1.300	1.250	1.250	1.300	6
Modern Sewing	250000	275000	1.100	1.100	1.100	1.250	1.100	1.100	1.100	1.200	1
Baghdad Soft Drinks	40660539	54158051	1.350	1.300	1.350	1.350	1.350	1.300	1.250	1.300	29
The Light industries	54917356	111228904	2.000	2.100	2.050	2.250	2.100	1.900	2.000	0.000	17
National Chemical & Plastic Industries	227813	615095	2.700	2.700	2.700	2.700	2.700	2.700	0.000	0.000	1
AL- Kindi of Veterinary Vaccines	53864459	88803846	1.800	1.600	1.650	1.900	1.800	1.550	1.550	1.600	42
National for food industries	731319	883517	1.150	1.250	1.200	1.100	1.250	1.150	1.200	1.250	3
Al-khazer for Construction Materials	160674	401685	2.500	2.500	2.500	2.500	2.500	2.500	2.100	3.000	1
kirkuk for Producing	38654	67645	1.750	1.750	1.750	1.650	1.750	1.750	1.750	0.000	1
Modern Paint Industries	328285	813641	2.500	2.250	2.500	2.500	2.500	2.250	2.250	2.450	2
Ready Made Clothes	765000	3841250	5.000	5.050	5.000	5.000	5.050	5.000	0.000	5.050	4
Iraqi Carton Manufactories	3502725	7005450	2.000	2.000	2.000	2.000	2.000	2.000	2.000	0.000	6

Not Trading Companies:

Company Name	Code	previous Closing price	Previous Avr.Price	Remarks	last Bid Price	Last offer Price
Iraqi Date Processing and Marketing	IIDP	2.000	1.950	Stop trading from ISC	—	—
Eastern Brewery	IEAB	0.850	0.850	Stop trading from ISC	—	—
Baghdad for Packing Materials	IBPM	4.250	4.250	not trading	4.000	—
Modern Chemical Industries	IMCI	69.000	69.000	not trading	—	—
Iraqi For Tufted Carpets	IITC	4.300	4.300	not trading	—	3.450
Metallic Industries and Bicycles	IMIB	2.550	2.550	not trading	—	—
Eastern Brewery	IEAB	1.300	1.350	not trading	—	1.300
Iraqi Bottling and Canning	IIBC	100.000	100.000	not trading	—	—
Household Furniture Industry	IHFI	1.650	1.650	not trading	1.900	3.000
Iraqi Engineering Works	IIEW	2.750	2.750	not trading	2.250	2.700
Messan for Food Industries	IMFI	15.000	15.000	not trading	—	—

Services Sector:

The services sector increase from the last session at Traded Shares and Trading Volume while the numbers of traded shares **81956035** share with volume **184811926**.

Companies	Traded	Volume	Opening	Closing	Average	Previous	Highest	Lowest	Last Bid	Last Offer	No. of Sh.
Mosul for funfairs and Tourism Investment	37500	393750	10.500	10.500	10.500	10.000	10.500	10.500	10.000	0.000	1
AL_mamoura real estate investment	78903550	173587810	2.200	2.200	2.200	2.200	2.200	2.200	2.100	2.250	12
AL-Nukhba General construction	508592	1271480	2.500	2.500	2.500	2.500	2.500	2.500	2.450	0.000	3
Iraqi Land Transport	130000	747500	5.750	5.750	5.750	5.750	5.750	5.750	0.000	5.750	1
Baghdad Passengers Transport	83638	585466	7.000	7.000	7.000	7.000	7.000	7.000	6.500	0.000	1
Baghdad Motor Cars Servicing	841878	1151535	1.350	1.400	1.350	1.350	1.400	1.350	1.350	0.000	4
Iraqi for General Transportation	1450877	7074385	4.700	5.500	4.900	5.000	5.500	4.700	4.750	5.500	6

Not Trading Companies:

Company Name	Code	previous Closing price	Previous Avr.Price	Remarks	last Bid Price	Last offer Price
Amuse Ment Town	SAMT	7.900	7.750	Stop trading from BOG	—	—
Kharkh Tour Amusement City	SKTA	7.500	7.500	not trading	6.750	10.000
AL-Badia for General Trans	SBAG	5.000	5.000	not trading	4.500	5.000
Al-Ameen Estate Investment	SAEI	2.200	2.200	not trading	2.000	2.500

Hotels and Tourism Sector:

The Hotels and Tourism sector has seen increase at Traded Shares and Trading Volume while the numbers of traded shares **7799882** share with value **211578967**

Companies	Traded	Volume	Opening	Closing	Average	Previous	Highest	Lowest	Last Bid	Last Offer	No. of Sh.
Karbala Hotels	1568560	14901320	9.500	9.500	9.500	9.500	9.500	9.500	9.500	10.000	6
Palestine Hotel	1361171	32004472	23.000	24.750	23.500	21.450	24.750	23.000	24.000	25.000	9
Babylon Hotel	1130500	37709800	33.500	34.000	33.350	31.700	34.000	33.100	0.000	34.500	8
Al-Sadeer Hotel	1605000	77688000	50.000	48.100	48.400	47.000	50.000	48.000	48.100	0.000	10
Baghdad Hotel	100000	2500000	25.000	25.000	25.000	23.500	25.000	25.000	24.000	29.500	3
National for Tourist Investment	707651	17971275	25.000	27.000	25.400	22.650	27.000	25.000	0.000	27.500	12
Ashour Hotel	1327000	28804100	21.500	23.000	21.700	20.000	23.000	21.500	22.000	25.000	8

Not trading companies:

Company Name	Code	previous Closing price	Previous Avr.Price	Remarks	last Bid Price	Last offer Price
Mansour Hotel	HMAN	23.000	23.000	stop trading Manual to start electronic	—	—
Ishtar Hotels	HISH	26.000	26.100	stop trading Manual to start electronic	—	—
Tourist Village of Mosul dam	HTVM	41.750	41.750	not trading	50.000	—

Agriculture Sector

The Agriculture sector has seen increase at Traded Shares and Trading Volume while the numbers of traded shares **10049841** share with value **6263206**

Companies	Traded	Volume	Opening	Closing	Average	Previous	Highest	Lowest	Last Bid	Last Offer	No. of Sh.
AL-Therar for Agricultural Production	9500000	4375000	0.500	0.450	0.450	0.450	0.500	0.450	0.450	0.500	4
Middle East for Production and Marketing- Fish	9015	31553	3.500	3.500	3.500	3.500	3.500	3.500	0.000	0.000	1
Iraqi for seed Production	320544	400680	1.250	1.250	1.250	1.200	1.250	1.250	0.000	1.550	2
Iraqi for Met and Field Crops Production and Marketing	220282	1455973	6.500	6.700	6.600	6.000	6.700	6.500	6.500	0.000	3

Not trading companies:

Company Name	Code	previous Closing price	Previous Avr.Price	Remarks	last Bid Price	Last offer Price
Iraqi Agricultural Products	AIRP	4.600	4.600	not trading	—	5.000
Modern for Animal Production	AMAP	1.000	1.000	not trading	1.000	—
Al-Ahlyia for Agricultural Production	AAHP	1.000	1.000	not trading	—	1.000

General Statistics:

General Statistics Trading were (13) banks, (3) Insurance, (1) Investment, (7) services, (13) Industrial companies, (7) Hotels companies, (4) Agriculture. Generally the shares prices were increase in (15) Decrease in about (9), & stables (24)

Non Iraqi's:










The foreigners trade in this session by execute (12) transactions represent Bank, Industry, Hotels sectors, the traded shares (30) m/shares, trading volume (74) m/ ID. The companies were : Bank of Baghdad , Middle East Bank , Investment Bank , Babylon Bank , Gulf Bank , Union Bank of Iraq , Kurdistan Bank , Nineveh Food Industries, Baghdad for Soft Drinks , Palestine Hotel , Babylon Hotel.

Exchange Rates

The 1371 daily currency auction was held in the Central Bank of Iraq day Tuesday 24-3-2009 so the results were as follows:

Details	
Number of banks	17
Auction price selling dinar / US \$	1170
Auction price buying dinar / US \$	
Amount sold at auction price (US \$)	168.503.000
Amount purchased at Auction price (US \$)	
Total offers for buying (US \$)	168.503.000
Total offers for selling (US \$)	

Price Bulletin Closure of the major currencies on Monday 23-3-2009

Currency	Currency Code	Selling Price	Buying Price
US Dollar 	USD	1170.000	1168.000
European Euro 	EUR	1586.286	1585.493
British Pound 	GBP	1709.838	1708.983
Canadian Dollar 	CAD	949.444	948.969
Swiss Franc 	S.FR	1038.247	1037.727
Swedish Krona 	SEK	145.206	145.134
Norwegian Kroner 	NOK	183.714	183.622
Danish Krone 	DKK	212.905	212.799
Japanese Yen 	JPY	12.162	12.156
Special Drawing Rights	SDR	1769.894	1769.009