

2017



Weekly Report of the Iraqi Stock Exchange 2017-09-20

Karmal Stock Exchange Company



find us on [facebook](#)

follow us [twitter](#)

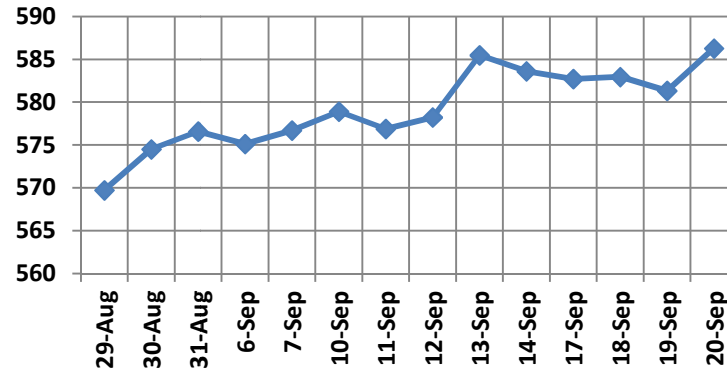
www.isx-karmal.com

E-mail: info@isx-karmal.com

Summary of the weekly value

Volume	3,725,477,144
Traded Shares	5,306,467,077
Trades	1,073
ISX Price Index 60	586.27
Change %	0.46
Traded Companies	46
High Companies	12
Low Companies	24

Cursor 60



Value

Company Name	Closing Price	Change(%)	Value
BTRI	0.710	1.43	2,130,710,000
BKUI	1.600	6.67	289,150,000
BMFI	0.310	-3.01	234,476,087
BSUC	0.900	0.00	207,984,777
BBOB	0.570	-1.72	145,297,500

shares

Company Name	Closing Price	Change(%)	shares
BTRI	0.710	1.43	3,001,000,000
BMFI	0.310	-3.01	754,375,713
BGUC	0.340	3.03	291,369,746
BBOB	0.570	-1.72	254,250,000
BSUC	0.900	0.00	231,094,197

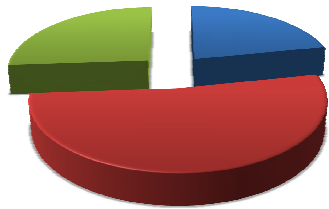
Gainers

Company Name	Closing Price	Change(%)	Value
BKUI	1.600	6.67	289,150,000
BGUC	0.340	3.03	97,699,466
HKAR	1.440	2.86	279,333
BIBI	0.470	2.17	102,115,006
NGIR	0.530	1.92	2,665,955

Losers

Company Name	Closing Price	Change(%)	Value
BLAD	0.410	-22.82	1,595,000
IMOS	3.350	-14.56	4,472,750
HBAG	8.600	-8.18	12,404,762
AIPM	2.770	-7.81	11,464,128
HTVM	6.000	-5.51	600,000

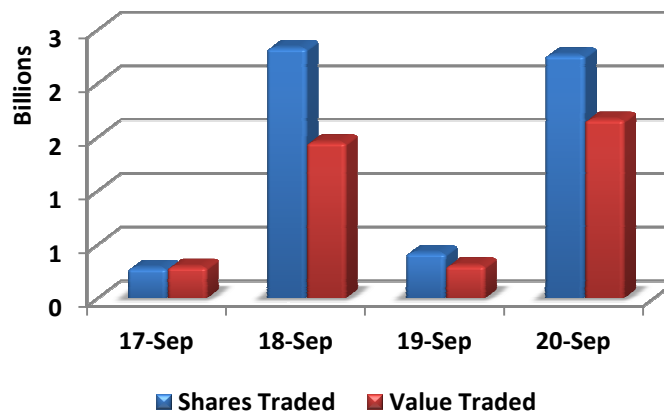
Movement companies



- Companies not changed
- Low Companies
- High Companies

AL Karmal offer to customers this daily report to help them to know what has been today in the Iraqi Stock Exchange. And this report prepared by research department of Karmal Stock Exchange Company of sources available and accessible to all, and we must not take the report incentive for buying, selling or taking any investment or decisions. And what of views and information we believe it is fair and accurate as they are. And the karmal Company does not put up with any responsibility for any losses resulting from our daily report.

Day	Shares Traded	Value Traded	Trades
17/09/2017	283,806,996	295,503,604	202
18/09/2017	2,333,302,790	1,454,929,343	261
19/09/2017	423,793,534	308,011,474	311
20/09/2017	2,265,563,757	1,667,032,723	299
Total this week	5,306,467,077	3,725,477,144	1,073
Total previous week	43,687,604,392	31,354,283,337	1,513



Companies that have been dealt during the last week

Company Name	Code	opening Price	highest price	lowest price	Closing Price	change (%)	No.of Trades	Traded Shares	Trading Volume
Banks Sector									
Babylon Bank	BBAY	0.290	0.300	0.290	0.300	-3.23	13	21,458,906	6,437,257
Bank Of Baghdad	BBOB	0.580	0.580	0.570	0.570	-1.72	62	254,250,000	145,297,500
Commercial Bank of Iraqi	BCOI	0.410	0.410	0.400	0.400	-2.44	29	40,254,425	16,157,770
Elaf Islamic Bank	BELF	0.280	0.280	0.280	0.280	0.00	1	100,000	28,000
Gulf Commercial Bank	BGUC	0.330	0.340	0.330	0.340	3.03	66	291,369,746	97,699,466
Investment Bank of Iraq	BIBI	0.460	0.480	0.460	0.470	2.17	54	217,800,000	102,115,006
Iraqi Islamic Bank	BIIB	0.510	0.510	0.510	0.510	0.00	6	4,813,754	2,455,015
Kurdistan International Bank	BKUI	1.500	1.600	1.500	1.600	6.67	8	183,250,000	289,150,000
Al-Bilad Islamic Bank	BLAD	0.490	0.490	0.410	0.410	-22.82	7	3,300,000	1,595,000
Mosul Bank For Investment	BMFI	0.320	0.320	0.310	0.310	-3.01	39	754,375,713	234,476,087
Al-Mansour Bank	BMNS	0.770	0.780	0.770	0.770	0.02	4	620,000	478,400
NATIONAL ISLAMIC BANK	BNAI	1.000	1.000	1.000	1.000	-4.76	1	250,000	250,000
National Bank of Iraq	BNOI	0.500	0.500	0.500	0.500	0.00	2	5,005,854	2,502,927
Al- Qabidh Isiamic Bank	BQAB	1.000	1.000	1.000	1.000	0.00	1	49,500,000	49,500,000
Credit Bank Of Iraq	BROI	0.660	0.660	0.660	0.660	0.00	5	3,028,961	1,999,114
Sumer Commerical Bank	BSUC	0.900	0.900	0.900	0.900	0.00	9	231,094,197	207,984,777
Trans Iraq Bank Investment	BTRI	0.710	0.710	0.710	0.710	1.43	3	3,001,000,000	2,130,710,000
United Bank	BUND	0.220	0.220	0.220	0.220	-4.35	10	16,610,000	3,654,200
Total of Banks sector							320	5,078,081,556	3,292,490,520
Telecommunication Sector									
Asia Cell	TASC	5.180	5.200	5.170	5.170	-0.19	10	1,160,000	6,013,800
Total of Telecommunication Sector							10	1,160,000	6,013,800
Insurance Sector									
Al-Ameen for Insurance	NAME	0.470	0.470	0.470	0.470	0.00	13	6,083,354	2,859,176
Gulf Insurance	NGIR	0.520	0.530	0.520	0.530	1.92	13	5,099,727	2,665,955
Total of Insurance sector							26	11,183,081	5,525,132
Services Sector									
Baghdad-Iraq transportation	SBPT	14.300	14.750	13.900	13.900	-2.61	11	337,000	4,781,050
Kharkh Tour Amuzement City	SKTA	4.200	4.250	4.200	4.240	0.95	57	4,827,559	20,306,248
Mamoura Realestate Investment	SMRI	1.990	1.990	1.960	1.960	-2.00	11	906,788	1,789,077
Total of Services sector							79	6,071,347	26,876,375

Companies that have been dealt during the last week

Company Name	Code	opening Price	highest price	lowest price	Closing Price	change (%)	No.of Trades	Traded Shares	Trading Volume
Industry Sector									
Baghdad for Packing Materials	IBPM	1.250	1.250	1.250	1.250	0.00	1	724,489	905,611
Baghdad Soft Drinks	IBSD	2.590	2.590	2.520	2.520	-3.10	108	42,584,655	109,628,358
Al -HiLal Industries	IHLI	0.280	0.280	0.270	0.270	-3.57	26	76,048,903	20,573,204
Iraqi Marketing Date	IIDP	1.060	1.090	1.060	1.070	0.99	30	18,162,327	19,593,190
Iraqi Engineering Works	IIEW	0.700	0.700	0.700	0.700	0.00	1	500,000	350,000
Iraqi For Tufted Carpets	IITC	7.000	7.030	7.000	7.000	0.01	66	2,804,817	19,644,992
Al-Mansour Pharmaceuticals	IMAP	0.680	0.700	0.680	0.690	1.47	19	16,550,000	11,419,000
Modern Sewing	IMOS	3.800	3.800	3.300	3.350	-14.56	11	1,265,000	4,472,750
National Chemical &Plastic	INCP	0.500	0.500	0.490	0.490	-2.00	29	17,106,719	8,489,392
Ready Made Clothes	IRMC	9.000	9.000	9.000	9.000	-5.26	1	50,000	450,000
Total of Industry sector							292	175,796,910	195,526,497
Hotels Sector									
Ashour Hotel	HASH	7.400	7.400	7.350	7.350	-1.35	3	300,000	2,210,000
Baghdad Hotel	HBAG	9.250	9.300	8.500	8.600	-8.18	25	1,415,240	12,404,762
Babylon Hotel	HBAY	33.000	34.010	32.500	33.000	0.07	60	1,881,285	62,326,263
Karbala Hotels	HKAR	1.440	1.440	1.440	1.440	2.86	2	193,981	279,333
Al-Mansour Hote	HMAN	13.000	13.250	13.000	13.250	-1.78	4	165,000	2,148,750
National for Tourist Investment	HNTI	6.270	6.270	6.050	6.050	-3.54	22	3,011,859	18,349,844
Al-Sadeer Hotel	HSAD	15.400	15.400	15.400	15.400	-0.65	2	40,000	616,000
Tourist Village of Mosul dam	HTVM	6.000	6.000	6.000	6.000	-5.51	1	100,000	600,000
Total of Hotels Sector							119	7,107,365	98,934,951
Agriculture Sector									
al-ahlyia agricultural production	AAHP	1.230	1.230	1.230	1.230	0.00	2	1,975,000	2,429,250
Agricultural Products Meat	AIPM	2.900	2.900	2.700	2.770	-7.81	30	4,167,373	11,464,128
Iraqi for Seed Production	AISP	4.360	4.360	4.100	4.180	-3.88	188	20,332,802	86,032,654
Modern for Animal Production	AMAP	0.300	0.320	0.300	0.310	-3.12	7	591,643	183,837
Total of Agriculture Sector							227	27,066,818	100,109,869
Total market							1,073	5,306,467,077	3,725,477,144

Support and resistance and the collection and disposal of the shares during the next week

Name	Last	High	Low	Traded Shares	Trading Volume	Support 2	Support 1	Focal	Resistance 1	Resistance 2	Collection and disposal
AAHP	1.230	1.230	1.230	1,975,000	2,429,250	1.230	1.230	1.230	1.230	1.230	Discharge
AIPM	2.770	2.900	2.700	4,167,373	11,464,128	2.590	2.680	2.790	2.880	2.990	Collecting
AISP	4.180	4.360	4.100	20,332,802	86,032,654	3.953	4.067	4.213	4.327	4.473	Discharge
AMAP	0.310	0.320	0.300	591,643	183,837	0.290	0.300	0.310	0.320	0.330	Discharge
BBAY	0.300	0.300	0.290	21,458,906	6,437,257	0.287	0.293	0.297	0.303	0.307	Collecting
BBOB	0.570	0.580	0.570	254,250,000	145,297,500	0.563	0.567	0.573	0.577	0.583	Discharge
BCOI	0.400	0.410	0.400	40,254,425	16,157,770	0.393	0.397	0.403	0.407	0.413	Discharge
BELF	0.280	0.280	0.280	100,000	28,000	0.280	0.280	0.280	0.280	0.280	Discharge
BGUC	0.340	0.340	0.330	291,369,746	97,699,466	0.327	0.333	0.337	0.343	0.347	Collecting
BIBI	0.470	0.480	0.460	217,800,000	102,115,006	0.450	0.460	0.470	0.480	0.490	Collecting
BIIB	0.510	0.510	0.510	4,813,754	2,455,015	0.510	0.510	0.510	0.510	0.510	Discharge
BKUI	1.600	1.600	1.500	183,250,000	289,150,000	1.467	1.533	1.567	1.633	1.667	Collecting
BLAD	0.410	0.490	0.410	3,300,000	1,595,000	0.357	0.383	0.437	0.463	0.517	Discharge
BMFI	0.310	0.320	0.310	754,375,713	234,476,087	0.303	0.307	0.313	0.317	0.323	Discharge
BMNS	0.770	0.780	0.770	620,000	478,400	0.763	0.767	0.773	0.777	0.783	Discharge
BNAI	1.000	1.000	1.000	250,000	250,000	1.000	1.000	1.000	1.000	1.000	Discharge
BNOI	0.500	0.500	0.500	5,005,854	2,502,927	0.500	0.500	0.500	0.500	0.500	Discharge
BQAB	1.000	1.000	1.000	49,500,000	49,500,000	1.000	1.000	1.000	1.000	1.000	Discharge
BROI	0.660	0.660	0.660	3,028,961	1,999,114	0.660	0.660	0.660	0.660	0.660	Discharge
BSUC	0.900	0.900	0.900	231,094,197	207,984,777	0.900	0.900	0.900	0.900	0.900	Discharge
BTRI	0.710	0.710	0.710	3,001,000,000	2,130,710,000	0.710	0.710	0.710	0.710	0.710	Discharge
BUND	0.220	0.220	0.220	16,610,000	3,654,200	0.220	0.220	0.220	0.220	0.220	Discharge
HASH	7.350	7.400	7.350	300,000	2,210,000	7.317	7.333	7.367	7.383	7.417	Discharge
HBAG	8.600	9.300	8.500	1,415,240	12,404,762	8.000	8.300	8.800	9.100	9.600	Discharge
HBAY	33.000	34.010	32.500	1,881,285	62,326,263	31.660	32.330	33.170	33.840	34.680	Discharge
HKAR	1.440	1.440	1.440	193,981	279,333	1.440	1.440	1.440	1.440	1.440	Discharge
HMAN	13.250	13.250	13.000	165,000	2,148,750	12.917	13.083	13.167	13.333	13.417	Collecting
HNTI	6.050	6.270	6.050	3,011,859	18,349,844	5.903	5.977	6.123	6.197	6.343	Discharge
HSAD	15.400	15.400	15.400	40,000	616,000	15.400	15.400	15.400	15.400	15.400	Discharge
HTVM	6.000	6.000	6.000	100,000	600,000	6.000	6.000	6.000	6.000	6.000	Discharge
IBPM	1.250	1.250	1.250	724,489	905,611	1.250	1.250	1.250	1.250	1.250	Discharge
IBSD	2.520	2.590	2.520	42,584,655	109,628,358	2.473	2.497	2.543	2.567	2.613	Discharge
IHLI	0.270	0.280	0.270	76,048,903	20,573,204	0.263	0.267	0.273	0.277	0.283	Discharge
IIDP	1.070	1.090	1.060	18,162,327	19,593,190	1.043	1.057	1.073	1.087	1.103	Discharge

Support and resistance and the collection and disposal of the shares during the next week

Name	Last	High	Low	Traded Shares	Trading Volume	Support 2	Support 1	Focal	Resistance 1	Resistance 2	Collection and disposal
IIEW	0.700	0.700	0.700	500,000	350,000	0.700	0.700	0.700	0.700	0.700	Discharge
IITC	7.000	7.030	7.000	2,804,817	19,644,992	6.980	6.990	7.010	7.020	7.040	Discharge
IMAP	0.690	0.700	0.680	16,550,000	11,419,000	0.670	0.680	0.690	0.700	0.710	Collecting
IMOS	3.350	3.800	3.300	1,265,000	4,472,750	2.983	3.167	3.483	3.667	3.983	Discharge
INCP	0.490	0.500	0.490	17,106,719	8,489,392	0.483	0.487	0.493	0.497	0.503	Discharge
IRMC	9.000	9.000	9.000	50,000	450,000	9.000	9.000	9.000	9.000	9.000	Discharge
NAME	0.470	0.470	0.470	6,083,354	2,859,176	0.470	0.470	0.470	0.470	0.470	Discharge
NGIR	0.530	0.530	0.520	5,099,727	2,665,955	0.517	0.523	0.527	0.533	0.537	Collecting
SBPT	13.900	14.750	13.900	337,000	4,781,050	13.333	13.617	14.183	14.467	15.033	Discharge
SKTA	4.240	4.250	4.200	4,827,559	20,306,248	4.180	4.210	4.230	4.260	4.280	Collecting
SMRI	1.960	1.990	1.960	906,788	1,789,077	1.940	1.950	1.970	1.980	2.000	Discharge
TASC	5.170	5.200	5.170	1,160,000	6,013,800	5.150	5.160	5.180	5.190	5.210	Discharge

Announcements and Market News

Announcement of the IPO statement on the capital increase of the International Islamic Bank as of 2017/9/20

Minutes of the meeting of the General Assembly of Al - Zawra Investment Company held on 17/10/2017

Trading on the shares of Al-Zawra Financial Investment Company will be launched on Thursday, 2017/9/21

Minutes of the meeting of the General Assembly certified for the production of ready made garments held on 2017/1/4

The meeting of the General Assembly of Gulf Commercial Bank will be held on Thursday, 2017/10/12

Trading in the shares of Ashur Bank will be launched on Thursday, 2017/9/21